



MOBILE-CELLULAR TELEPHONE SUBSCRIPTIONS REPORT AS OF NOVEMBER 2023

Disclaimer: Information provided in this report is subject to alteration in case of any revision or update deemed necessary.

1. Mobile-cellular telephone subscriptions as of November 2023

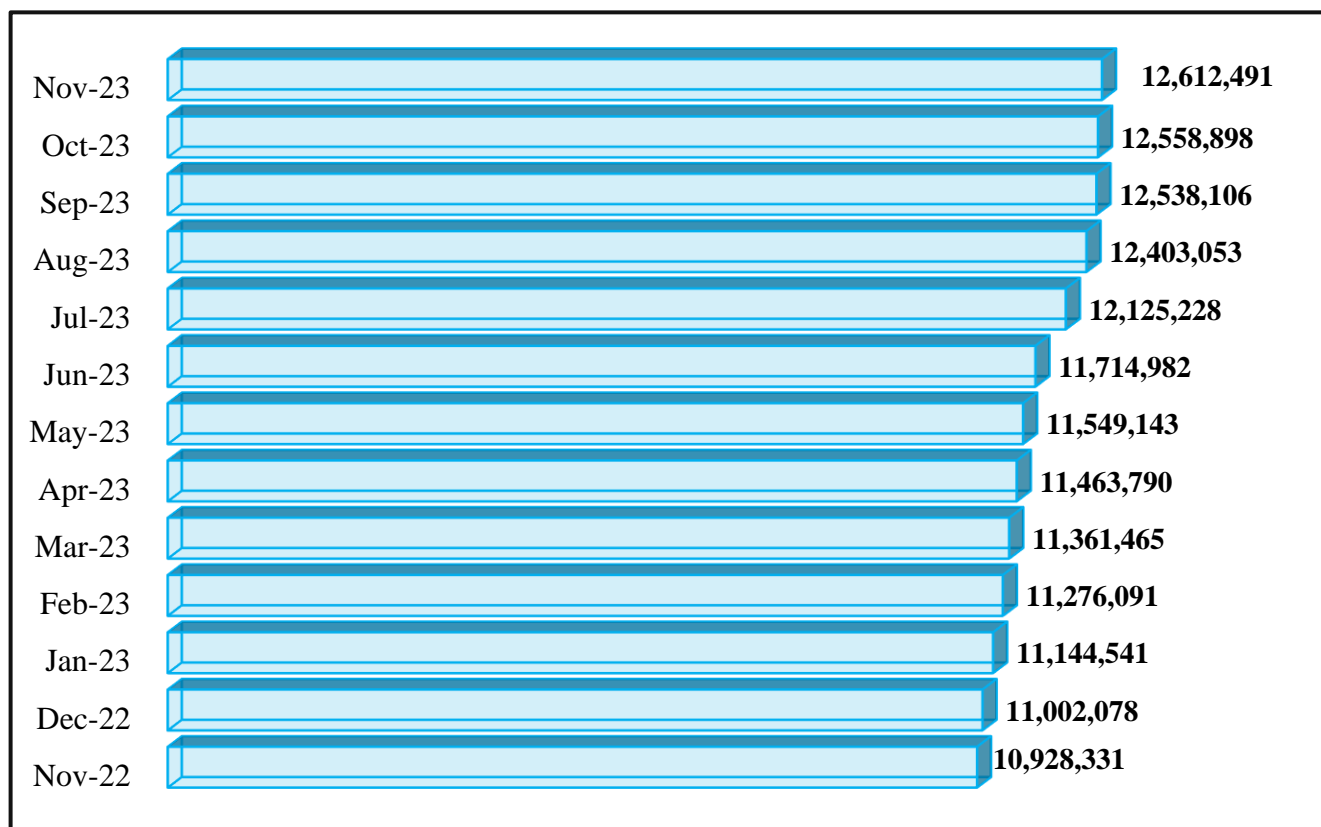
The number of active mobile-cellular telephone subscriptions¹ in Rwanda increased to 12,612,491 as of November 2023 from 12,558,898 SIM cards recorded at the end of October 2023, which represents an increase of 0.4%. The postpaid subscriptions increased from 169,265 as of October 2023 to 181,814 SIM cards as of November 2023 and prepaid subscriptions increased up to 12,430,677 as of November 2023 as compared to 12,389,633 SIM cards published at the end of October 2023. The Table 1 illustrates the number of active mobile-cellular telephone subscriptions per Service Provider.

Table 1: Active mobile-cellular telephone subscriptions as of November 2023

Name of operator	October 2023			November 2023			Monthly variation
	Postpaid	Prepaid	Total	Postpaid	Prepaid	Total	
MTN Rwandacell Plc	160,584	7,606,268	7,766,852	173,136	7,633,810	7,806,946	0.52%
Airtel Rwanda Ltd	8,681	4,783,365	4,792,046	8,678	4,796,867	4,805,545	0.28%
Total	169,265	12,389,633	12,558,898	181,814	12,430,677	12,612,491	0.43%

Source: Operators' reports

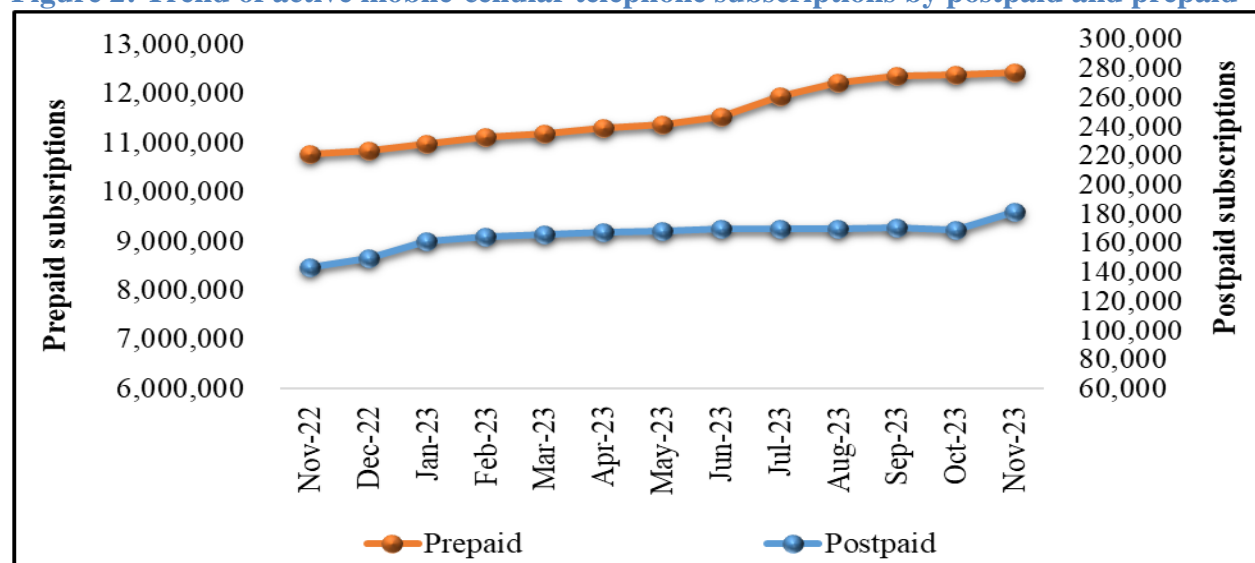
Figure 1: Trend of active mobile-cellular telephone subscriptions



Source: Operators' reports

¹ Active mobile-cellular telephone subscriptions are the number of SIM Cards that have been used and generated revenues to the operators during the last three months.

Figure 2: Trend of active mobile-cellular telephone subscriptions by postpaid and prepaid

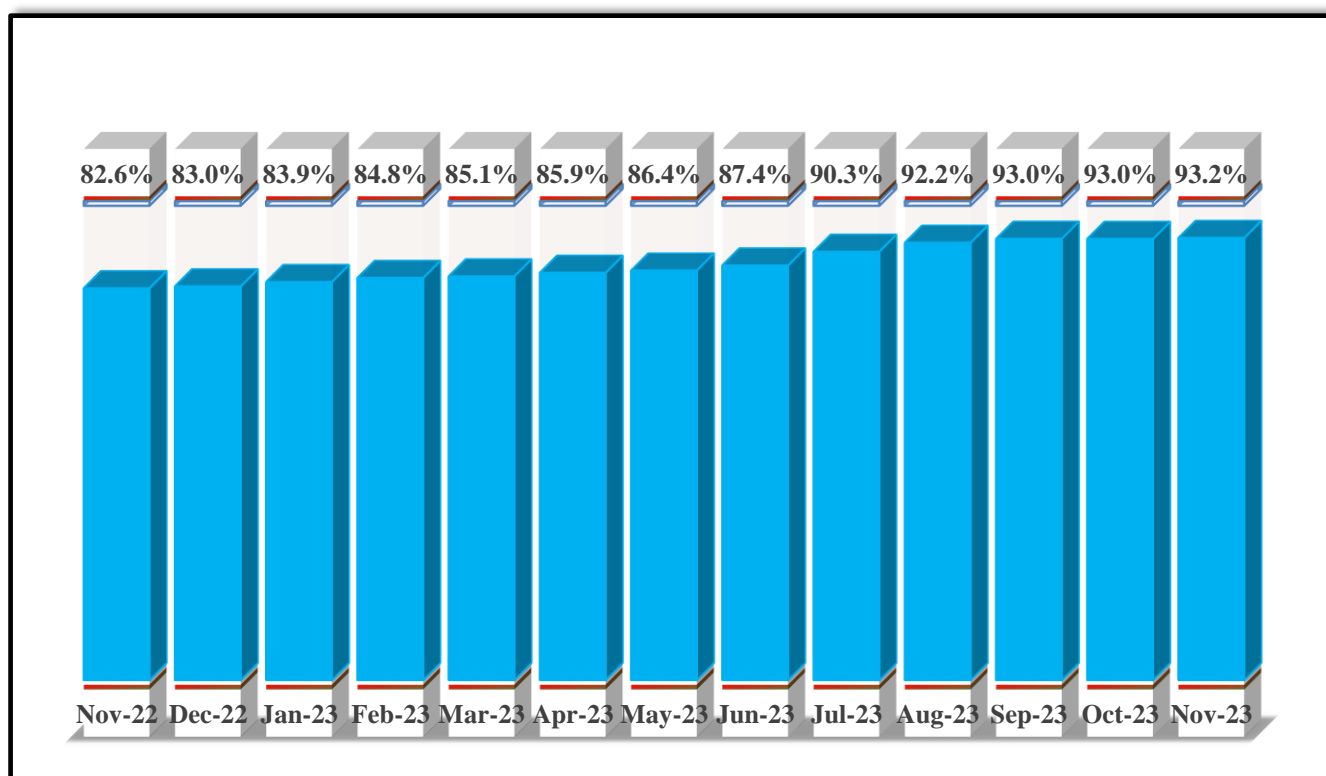


Source: Operators' reports

2. Mobile-cellular telephone subscriptions per 100 inhabitants

As of November 2023, the Mobile Penetration Rate that refers to the number of active SIM cards per total projected population increased up to 93.2% from 93.0% for October 2023 publications.

Figure 3: Trend of mobile-cellular telephone subscriptions per 100 inhabitants

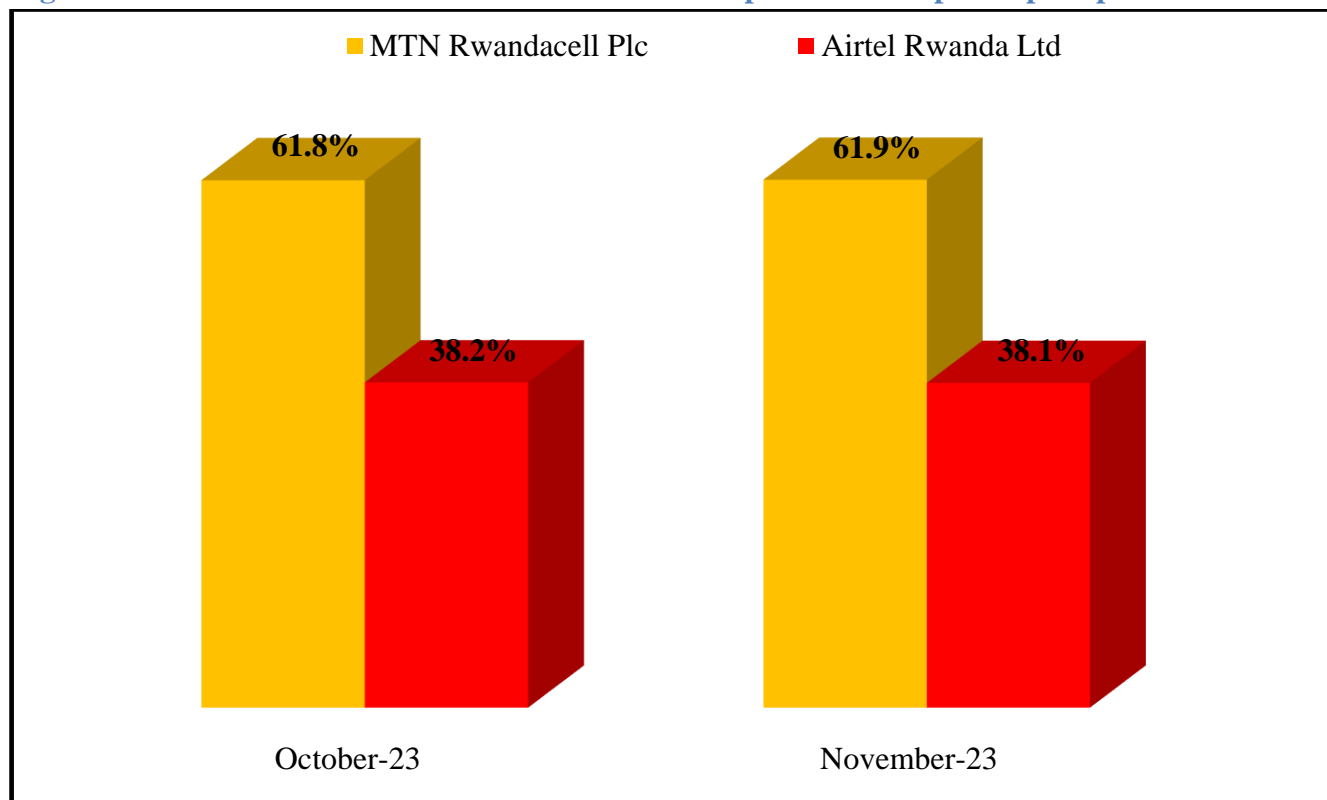


Source: Operators' reports

3. Market share for mobile (SIM cards) subscriptions

As of November 2023, the mobile-cellular telephone subscriptions market shares ‘for MTN Rwandacell Plc increased by 0.1 percentage points up to 61.9% whereas that for AIRTEL Rwanda Ltd declined by the same margin reaching 38.1% in comparison to October 2023 statistics as displayed by the Figure 4.

Figure 4: Market share trends for mobile-cellular telephone subscriptions per operator



Source: Operators' reports