



MOBILE-CELLULAR TELEPHONE SUBSCRIPTIONS REPORT AS OF JANUARY 2024

Disclaimer: Information provided in this report is subject to alteration in case of any revision or update deemed necessary.

1. Mobile-cellular telephone subscriptions as of January 2024

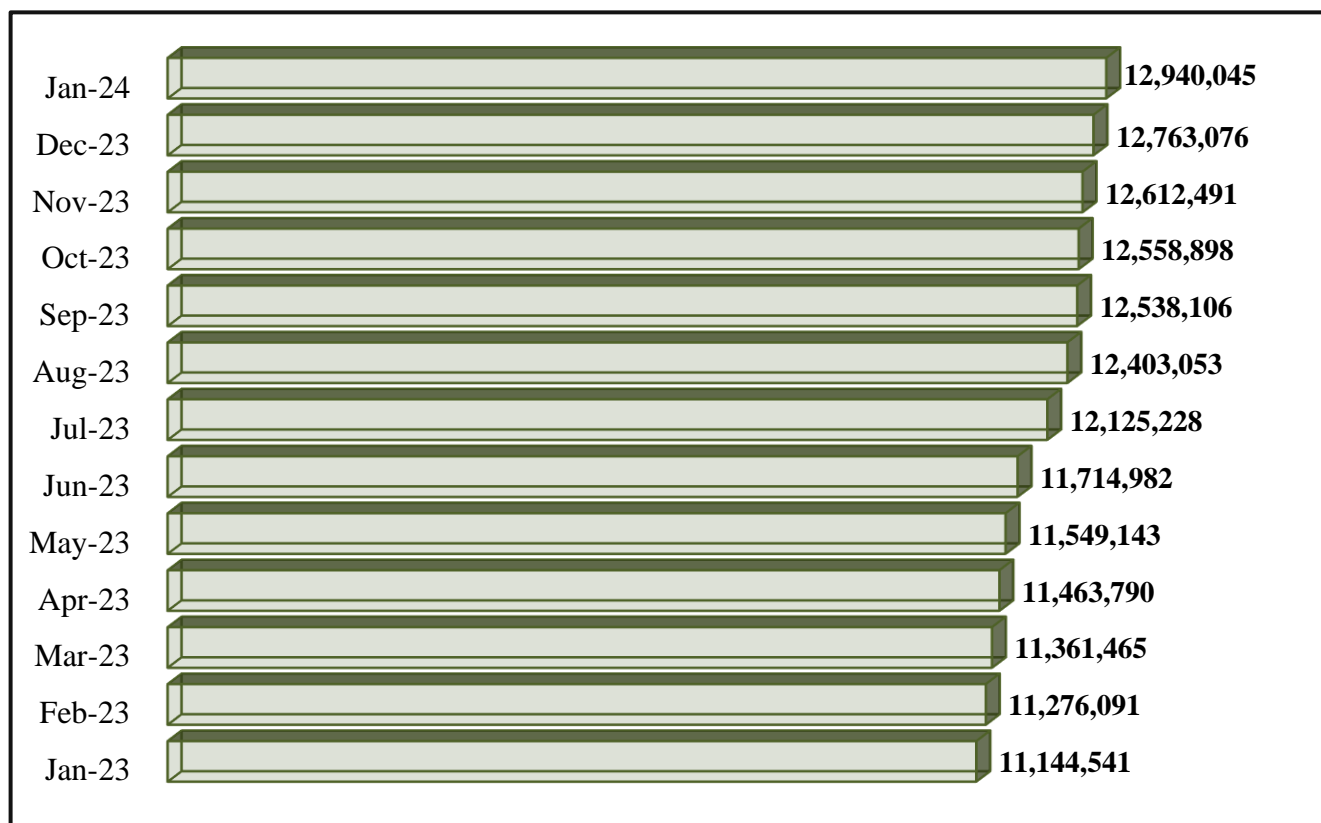
The number of active mobile-cellular telephone subscriptions¹ in Rwanda raised up to 12,940,045 as of January 2024 from 12,763,076 SIM cards recorded at the end of December 2023, which represents an increase of 1.4%. The postpaid subscriptions declined from 183,286 as of December 2023 to 172,091 SIM cards as of January 2024 whereas the prepaid subscriptions increased up to 12,767,954 as of January 2024 in comparison to 12,579,790 SIM cards reported at the end of December 2023. The Table 1 illustrates the number of active mobile-cellular telephone subscriptions per Service Provider.

Table 1: Active mobile-cellular telephone subscriptions as of January 2024

Name of operator	December 2023			January 2024			Monthly variation
	Postpaid	Prepaid	Total	Postpaid	Prepaid	Total	
MTN Rwandacell Plc	174,165	7,718,381	7,892,546	162,965	7,815,530	7,978,495	1.09%
Airtel Rwanda Ltd	9,121	4,861,409	4,870,530	9,126	4,952,424	4,961,550	1.87%
Total	183,286	12,579,790	12,763,076	172,091	12,767,954	12,940,045	1.39%

Source: Operators' reports

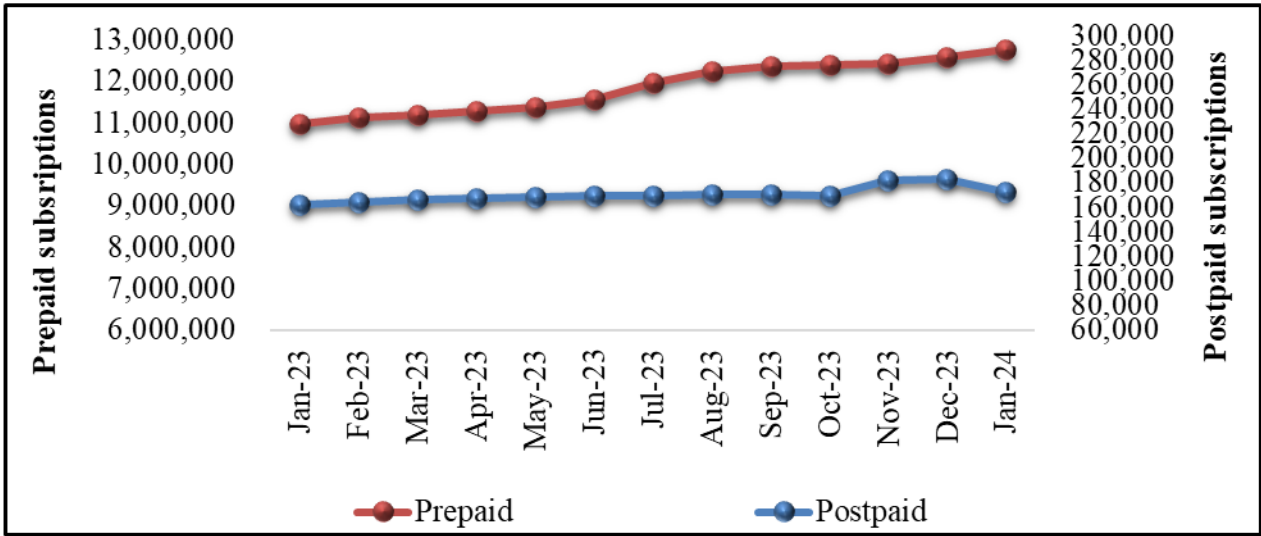
Figure 1: Trend of active mobile-cellular telephone subscriptions



Source: Operators' reports

¹ Active mobile-cellular telephone subscriptions are the number of SIM Cards that have been used and generated revenues to the operators during the last three months.

Figure 2: Trend of active mobile-cellular telephone subscriptions by postpaid and prepaid

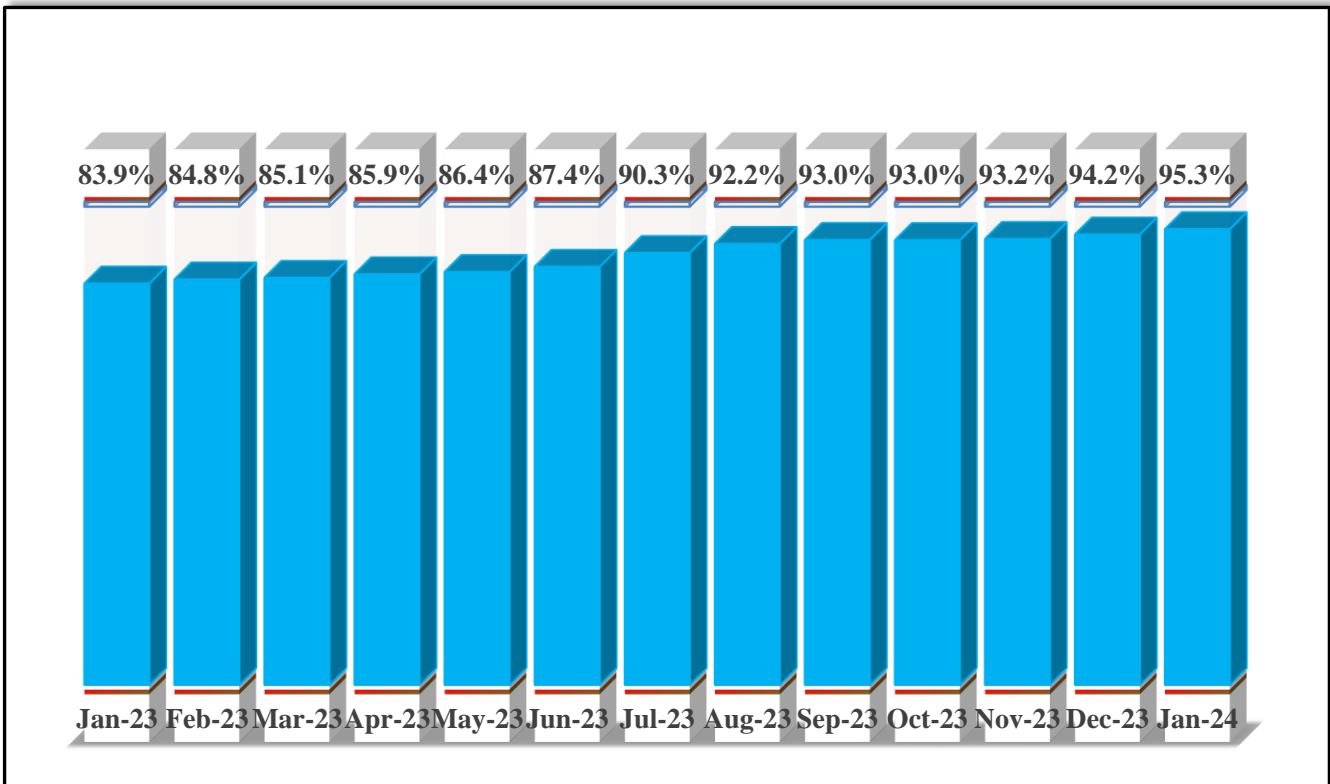


Source: Operators’ reports

2. Mobile-cellular telephone subscriptions per 100 inhabitants

As of January 2024, the Mobile Penetration Rate that refers to the number of active SIM cards per total projected population upraised to 95.3% as compared to 94.2% for December 2023.

Figure 3: Trend of mobile-cellular telephone subscriptions per 100 inhabitants

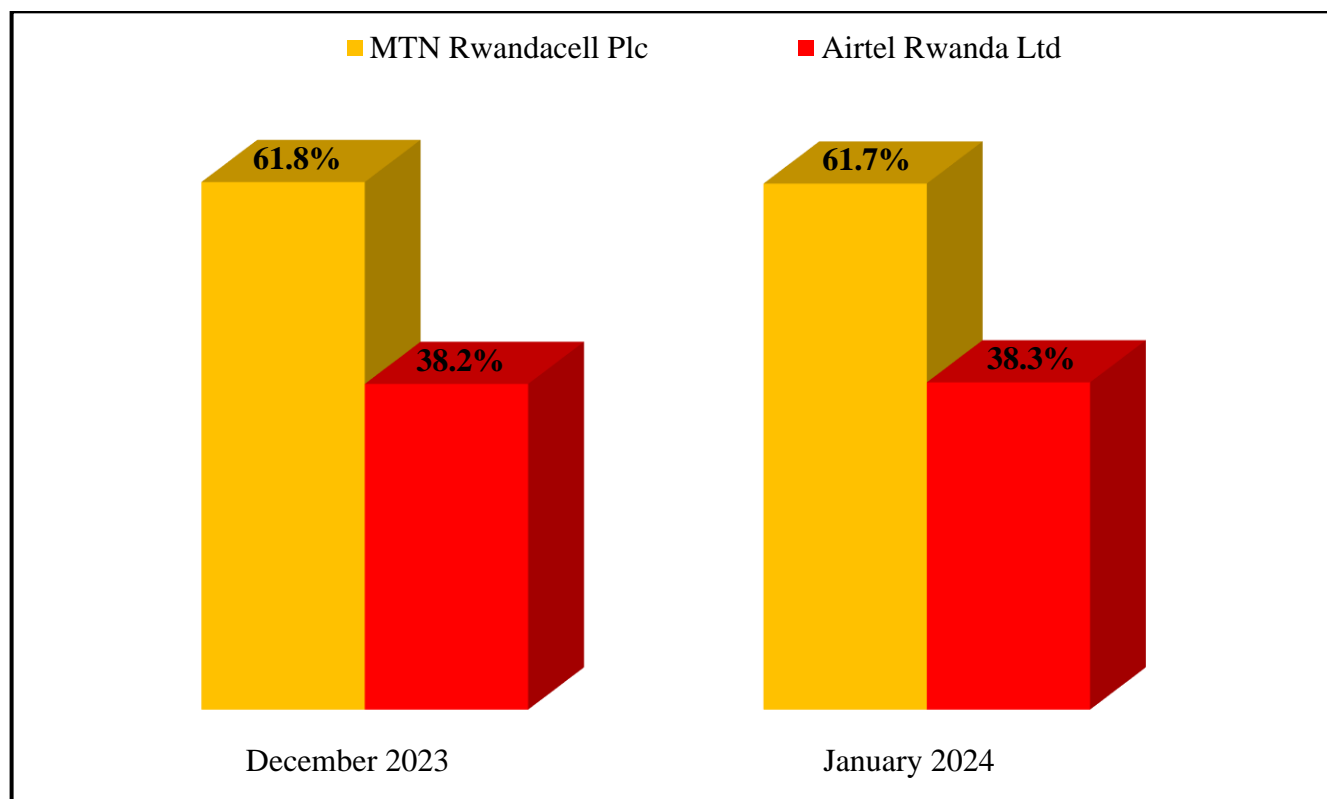


Source: Operators’ reports

3. Market share for mobile (SIM cards) subscriptions

As of January 2024, the mobile-cellular telephone subscriptions market share's for MTN Rwandacell Plc decreased by 0.1 percentage points up to 61.7% whereas that for AIRTEL Rwanda Ltd increased by the same margin for reaching 38.3% as compared to December 2023.

Figure 4: Market share trends for mobile-cellular telephone subscriptions per operator



Source: Operators' reports