



**MOBILE-CELLULAR TELEPHONE SUBSCRIPTIONS
REPORT AS OF DECEMBER 2023**

Disclaimer: Information provided in this report is subject to alteration in case of any revision or update deemed necessary.

1. Mobile-cellular telephone subscriptions as of December 2023

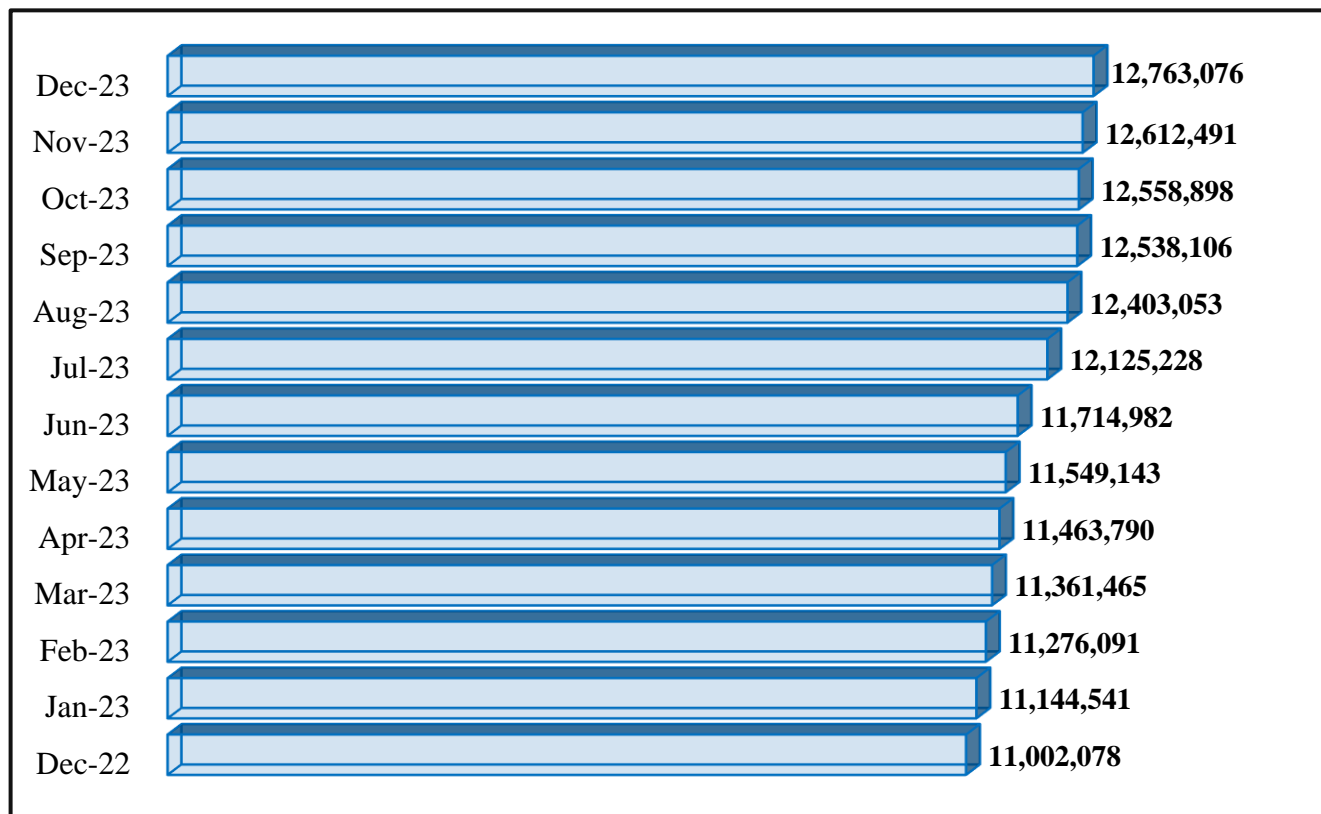
The number of active mobile-cellular telephone subscriptions¹ in Rwanda increased to 12,763,076 as of December 2023 from 12,612,491 SIM cards recorded at the end of November 2023, which represents an increase of 1.2%. The postpaid subscriptions increased from 181,814 as of November 2023 to 183,286 SIM cards as of December 2023 and prepaid subscriptions increased up to 12,579,790 as of December 2023 in comparison to 12,430,677 SIM cards published at the end of November 2023. The Table 1 illustrates the number of active mobile-cellular telephone subscriptions per Service Provider.

Table 1: Active mobile-cellular telephone subscriptions as of December 2023

Name of operator	November 2023			December 2023			Monthly variation
	Postpaid	Prepaid	Total	Postpaid	Prepaid	Total	
MTN Rwandacell Plc	173,136	7,633,810	7,806,946	174,165	7,718,381	7,892,546	1.10%
Airtel Rwanda Ltd	8,678	4,796,867	4,805,545	9,121	4,861,409	4,870,530	1.35%
Total	181,814	12,430,677	12,612,491	183,286	12,579,790	12,763,076	1.19%

Source: Operators' reports

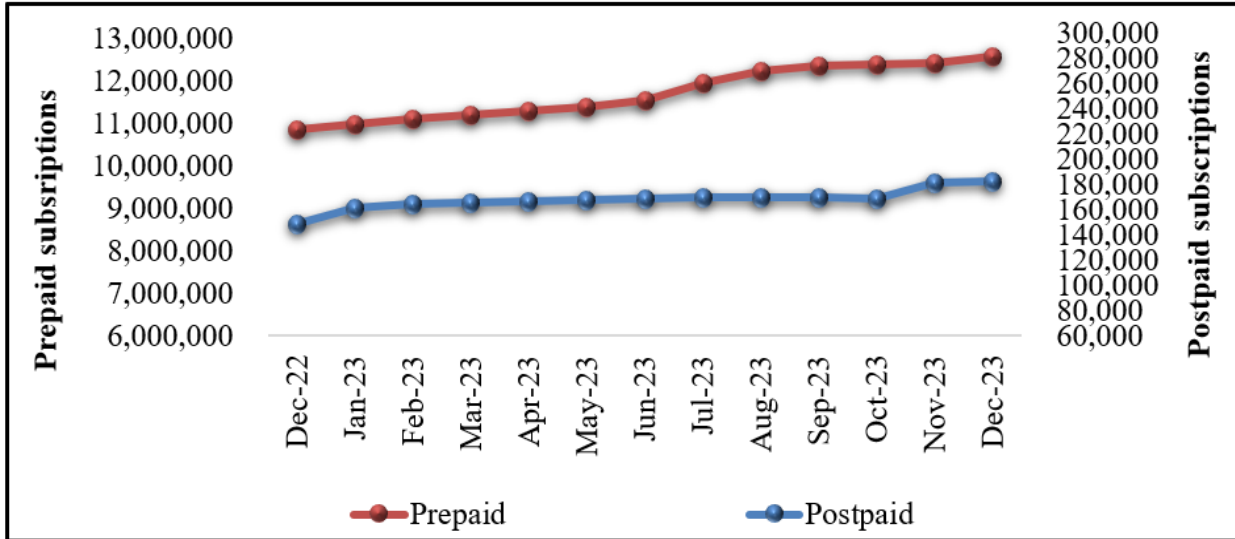
Figure 1: Trend of active mobile-cellular telephone subscriptions



Source: Operators' reports

¹ Active mobile-cellular telephone subscriptions are the number of SIM Cards that have been used and generated revenues to the operators during the last three months.

Figure 2: Trend of active mobile-cellular telephone subscriptions by postpaid and prepaid

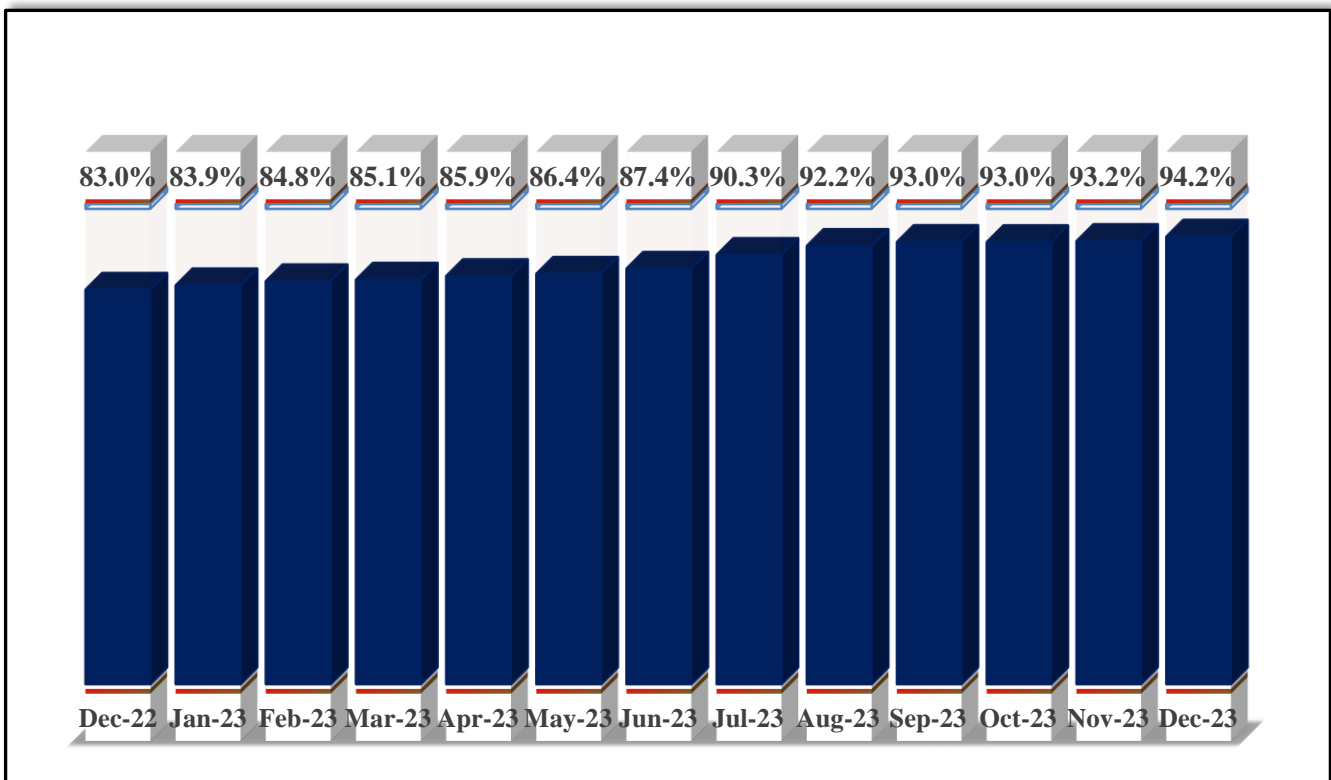


Source: Operators’ reports

2. Mobile-cellular telephone subscriptions per 100 inhabitants

At the end of December 2023, the Mobile Penetration Rate that refers to the number of active SIM cards per total projected population increased up to 94.2% as compared to 93.2% for November 2023.

Figure 3: Trend of mobile-cellular telephone subscriptions per 100 inhabitants

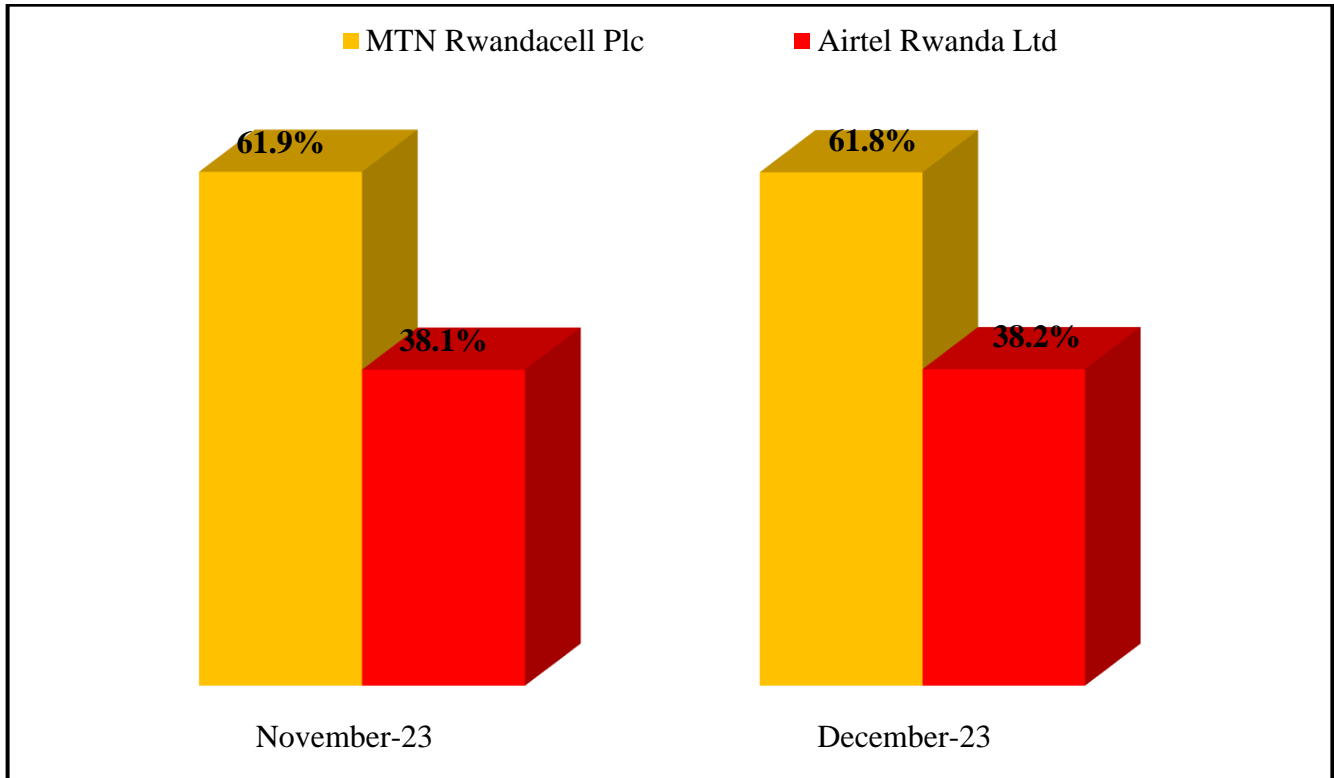


Source: Operators’ reports

3. Market share for mobile (SIM cards) subscriptions

At the end of December 2023, the mobile-cellular telephone subscriptions market shares for MTN Rwandacell Plc decreased by 0.1 percentage points up to 61.8% whereas that for AIRTEL Rwanda Ltd raised by the same margin for reaching 38.2% in comparison to November 2023 statistics as displayed by Figure 4.

Figure 4: Market share trends for mobile-cellular telephone subscriptions per operator



Source: Operators' reports